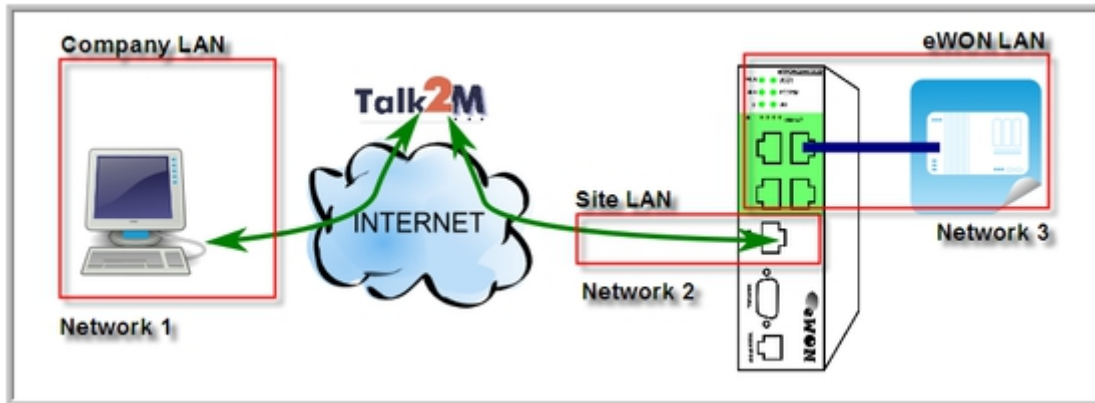


## Select an appropriate IP address for your machines LAN network

If you use eWON to realize remote access to Ethernet devices behind the eWON, then you need to pay attention to the different IP ranges of involved networks.  
Example of networks involved during the remote access :

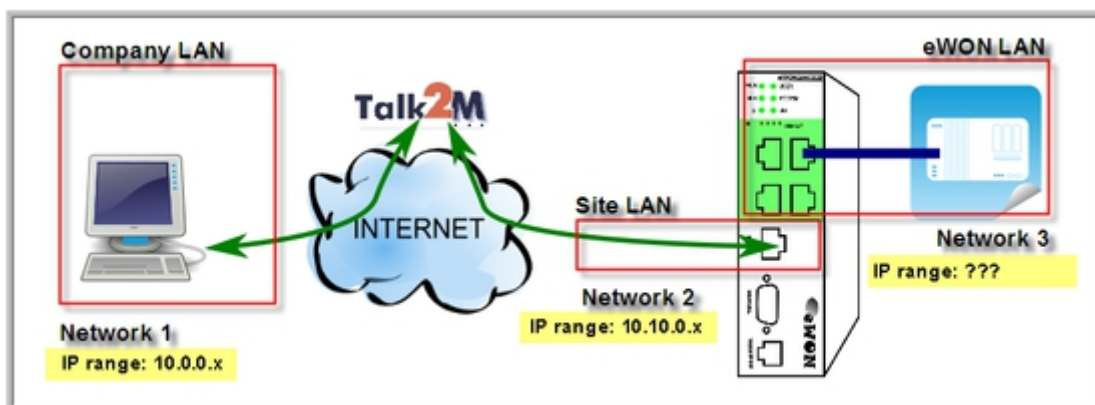


To allow routing to the devices connected to the eWON Machine LAN, following conditions must be complied:

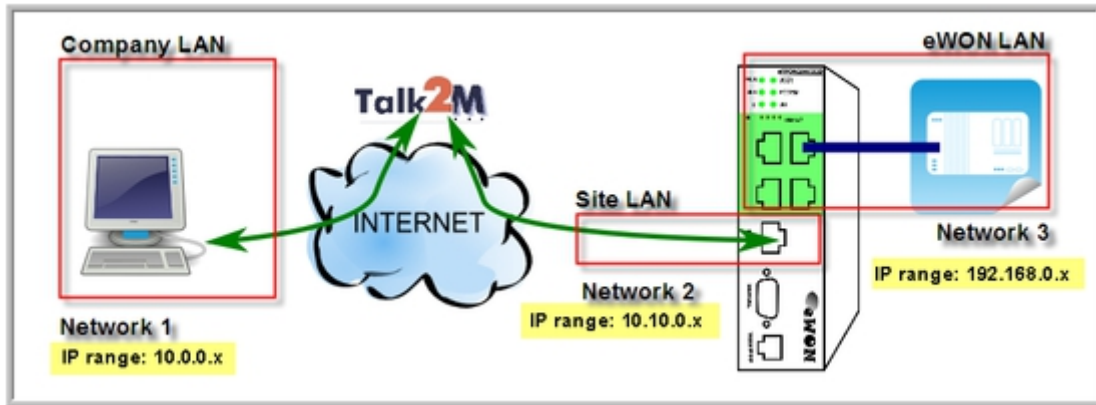
**Network 1 <> Network 3:** Company LAN address range must differ from eWON LAN address range.

**Network 2 <> Network 3:** Site LAN address range (= eWON Internet access) must differ from eWON LAN address range.

The company network address ranges (Company LAN and Site LAN in the example above) are specified and managed by the respective network administrators. These ranges simply cannot be changed. Most of the time the IP addresses are defined by DHCP servers



Knowing the ranges in use at the Company and Site side, you must select for the eWON COSY Machine LAN a range outside these networks.  
In the above example, we could select addresses in the 192.168.0.# IP range for the eWON LAN Port and PLC since it does not overlap neither with the Company LAN range nor with the Site LAN range.



## Revision

### Revision History

Revision Level	Date	Description
1.0	06/04/2012	Creation of document

#### Document build number: 2

#### Note concerning the warranty and the rights of ownership:

The information contained in this document is subject to modification without notice. Check <http://wiki.ewon.biz> for the latest documents releases.

The vendor and the authors of this manual are not liable for the errors it may contain, nor for their eventual consequences.

No liability or warranty, explicit or implicit, is made concerning the quality, the accuracy and the correctness of the information contained in this document. In no case the manufacturer's responsibility could be called for direct, indirect, accidental or other damage occurring from any defect of the product or errors coming from this document.

The product names are mentioned in this manual for information purposes only. The trade marks and the product names or marks contained in this document are the property of their respective owners.

This document contains materials protected by the International Copyright Laws. All reproduction rights are reserved. No part of this handbook can be reproduced, transmitted or copied in any way without written consent from the manufacturer and/or the authors of this handbook.

eWON sa, Member of ACT'L Group